

# THE STEP-BY-STEP GUIDE TO FILL UP TCS NQT FRESHERS HIRING APPLICATION FORM

Go to the TCS NQT Hiring Page

Once reached, scroll down, and click on the [Registration](#) button.

Click on **Register Now** again.

nextstep.tcs.com/campus/#/mainHome

TCSNextStep

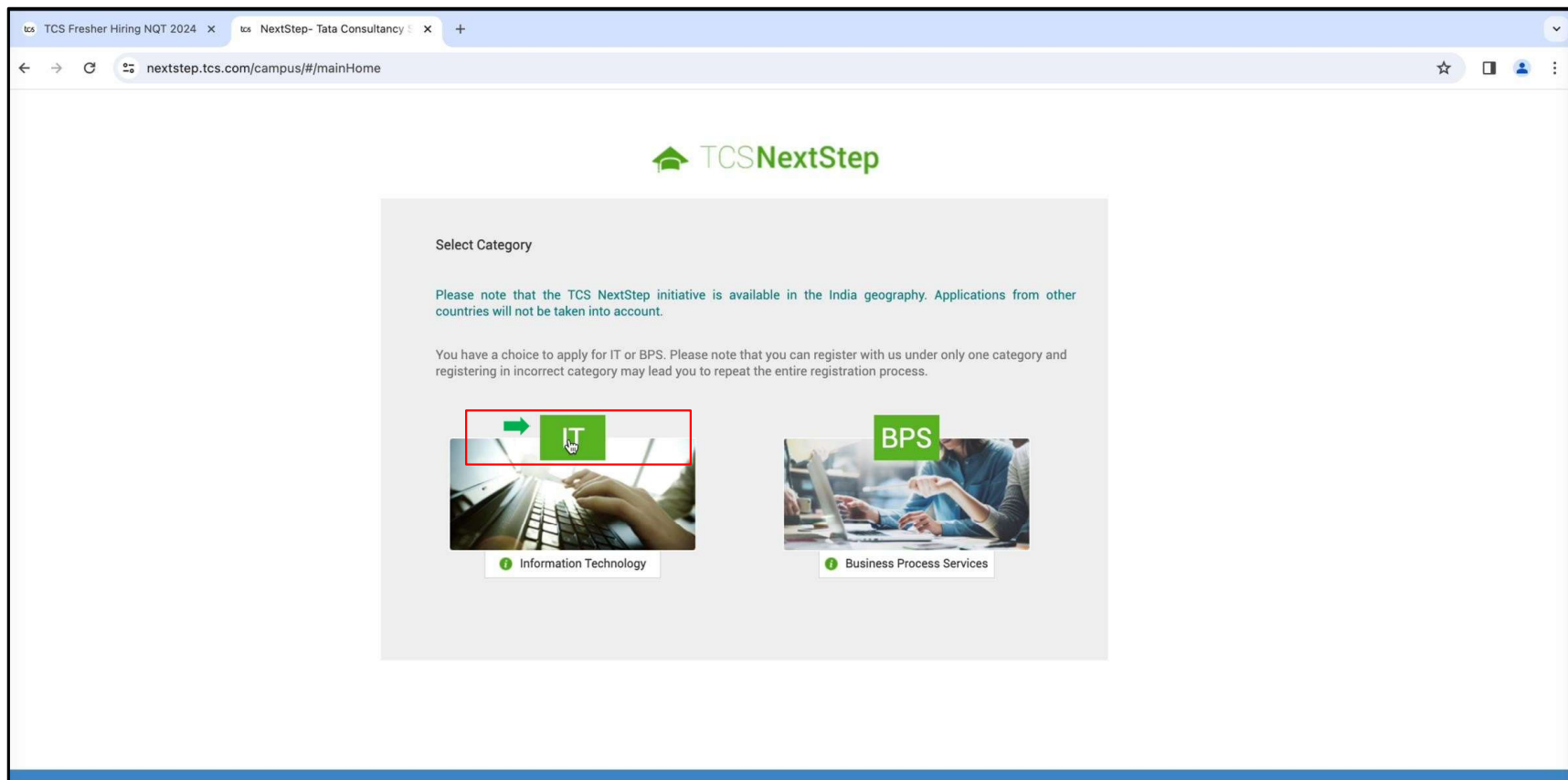
Alerts Campus Commune TCS BUZZ Help & Support Login

Welcome aboard  
TCS NextStep!

Register Now >

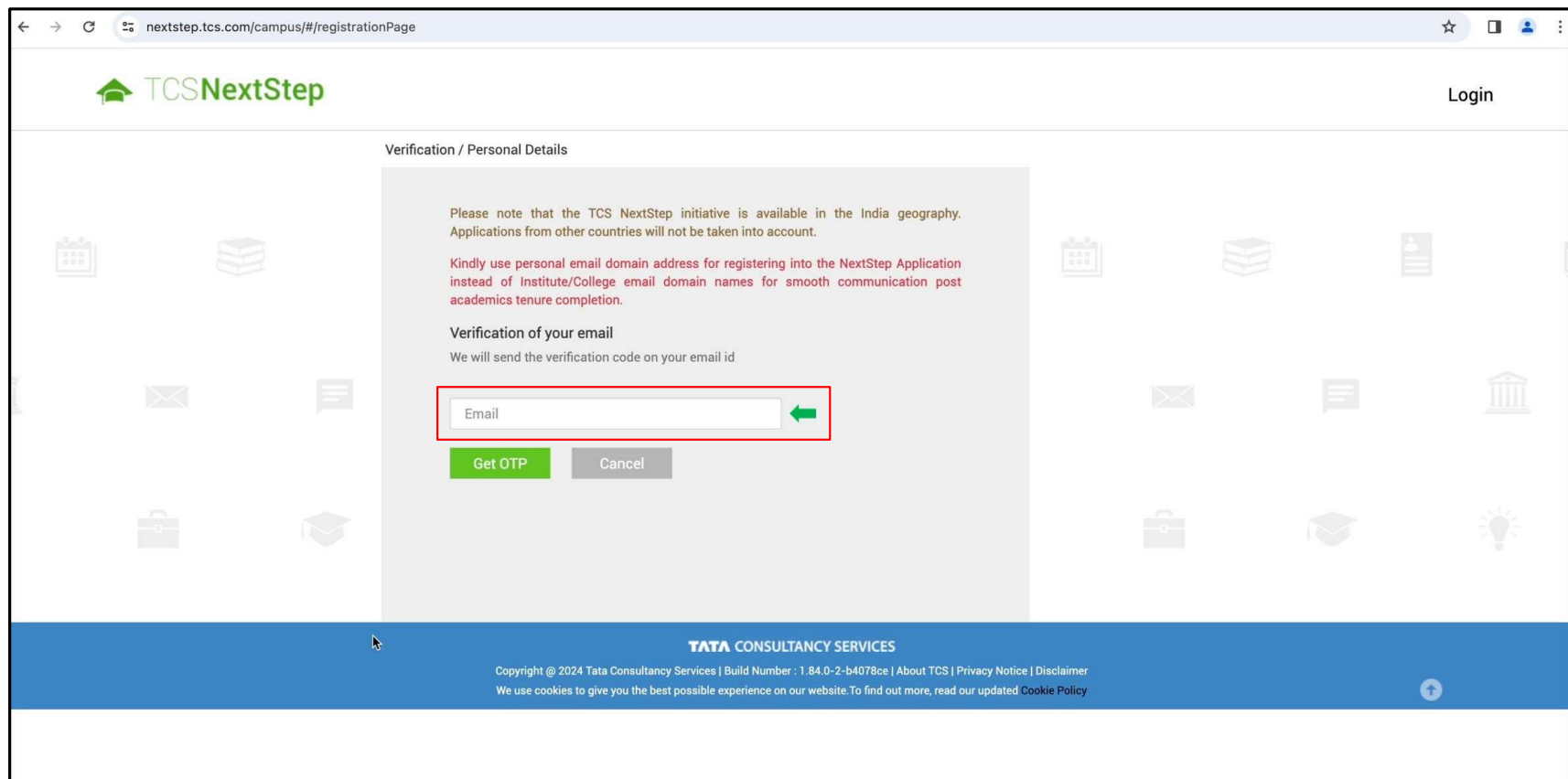
Share, Learn, Connect &  
Explore Career options with  
Campus

# Click on the IT



The screenshot shows a web browser window with two tabs: 'TCS Fresher Hiring NQT 2024' and 'NextStep- Tata Consultancy'. The address bar shows the URL 'nextstep.tcs.com/campus/#/mainHome'. The main content area features the 'TCSNextStep' logo at the top. Below the logo is a 'Select Category' section. This section includes a note: 'Please note that the TCS NextStep initiative is available in the India geography. Applications from other countries will not be taken into account.' and another note: 'You have a choice to apply for IT or BPS. Please note that you can register with us under only one category and registering in incorrect category may lead you to repeat the entire registration process.' There are two category options: 'Information Technology' (IT) and 'Business Process Services' (BPS). The 'IT' option is highlighted with a red box and a green arrow pointing to it, and a mouse cursor is visible over the 'IT' button.

# Enter your Email id



The screenshot shows a web browser window with the URL `nextstep.tcs.com/campus/#/registrationPage`. The page header includes the TCS NextStep logo and a "Login" link. The main content area is titled "Verification / Personal Details" and contains the following text:

Please note that the TCS NextStep initiative is available in the India geography. Applications from other countries will not be taken into account.

Kindly use personal email domain address for registering into the NextStep Application instead of Institute/College email domain names for smooth communication post academics tenure completion.

**Verification of your email**  
We will send the verification code on your email id

Below this text is a text input field labeled "Email" with a green arrow pointing left, which is highlighted with a red border. Underneath the input field are two buttons: a green "Get OTP" button and a grey "Cancel" button.

The footer of the page is blue and contains the text: "TATA CONSULTANCY SERVICES", "Copyright @ 2024 Tata Consultancy Services | Build Number : 1.84.0-2-b4078ce | About TCS | Privacy Notice | Disclaimer", and "We use cookies to give you the best possible experience on our website. To find out more, read our updated Cookie Policy".

An **OTP** will be sent to you for verification.  
Enter the OTP to proceed ahead.

nextstep.tcs.com/campus/#/registrationPage

TCSNextStep

Logi

Verification / Personal Details

OTP Verification

We emailed you a 6 character code for verification on nqt2024dummy@gmail.com. Enter the code to confirm your email.

Kindly enter the OTP manually, copy paste feature is not allowed.

→ OTP 04:59 Resend OTP

Submit Cancel

TATA CONSULTANCY SERVICES

Copyright @ 2024 Tata Consultancy Services | Build Number : 1.84.0-2-b4078ce | About TCS | Privacy Notice | Disclaimer

We use cookies to give you the best possible experience on our website. To find out more, read our updated Cookie Policy

Please take a moment to carefully enter the **details on your Aadhar card**. First, enter the **last 4 digits** of your Aadhar Number. Then, **enter your details as per the Aadhar card**. If you agree tick mark the "I agree" box.

nextstep.tcs.com/campus/#/registrationPage

**TCSNextStep** Login

Verification / Personal Details

**Other Verification**  
Please fill the following details as per Aadhar Card for authentication purpose.

**Aadhar Number (last 4 digits) \***  
XXXX - XXXX -   
You can't leave this empty.

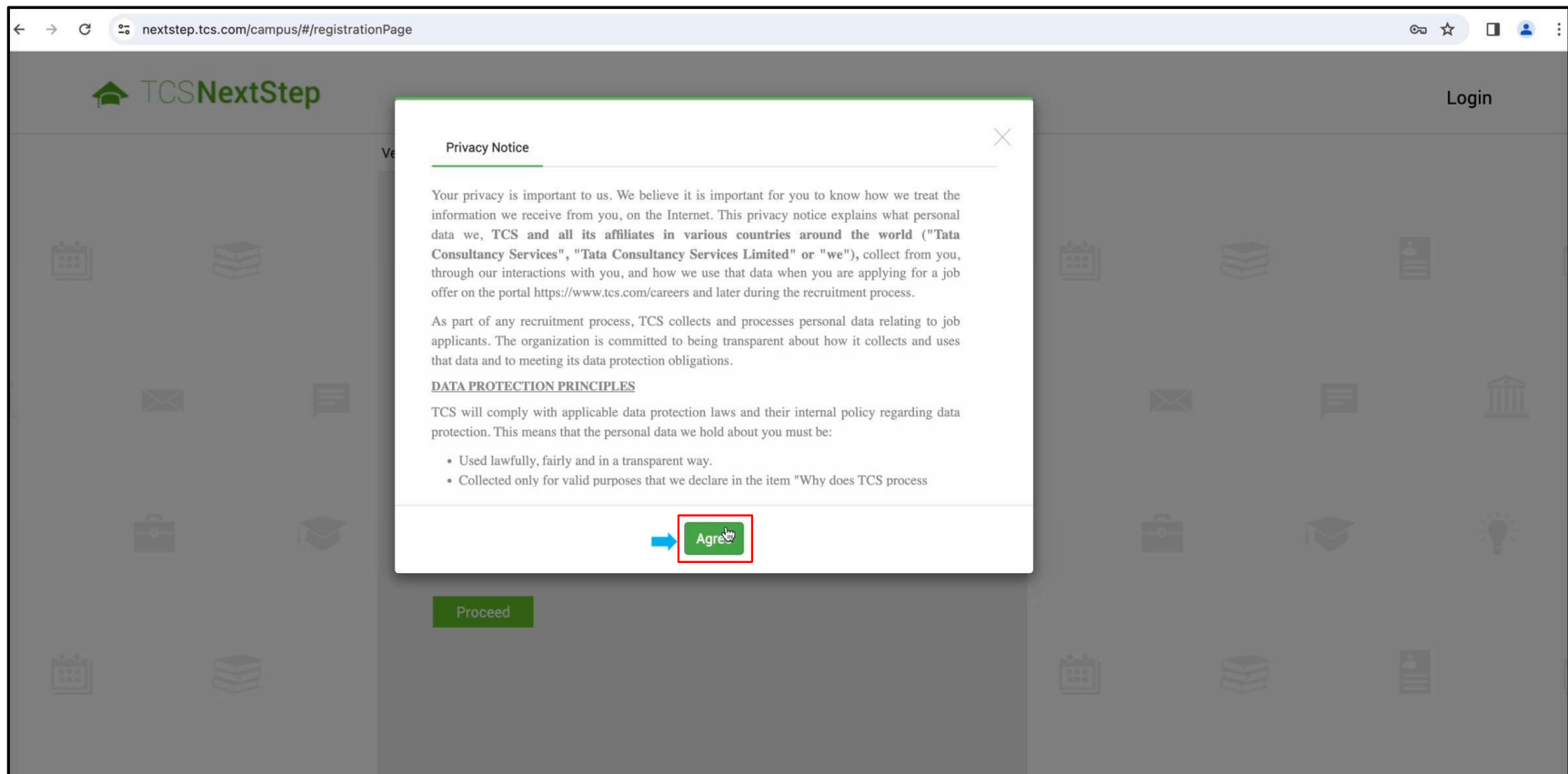
**Name \***  
First\* Middle Surname\*

**Date of Birth \***  
Day Month Year

I agree to NextStep Privacy Notice

**Proceed**

Go on to read the Privacy notice. **Click on Agree and Proceed** if you agree.





Fill-in the requested details and solve the captcha and hit submit.

The screenshot shows a web browser window with the URL `nextstep.tcs.com/campus#/registrationPage`. The registration form contains the following fields:

- Gender \***: A dropdown menu with "Select" as the current value.
- Mobile number\***: A field with a country code dropdown set to "IN" and a text input containing "91 Enter Mobile Number".
- Institute name \***: A text input field containing "Institute Name".
- Qualification \***: A dropdown menu with "Select" as the current value.
- Year of passing (for highest qualification) \***: A dropdown menu with "Select" as the current value.
- Nearest TCS Office \***: A dropdown menu with "Select" as the current value.

Below the form fields, there is a captcha section:

- The instruction: "Please enter the characters that you see in the image below."
- A captcha image showing the characters "z d x a g".
- A text input field labeled "Enter Captcha".
- Three buttons: "Submit" (highlighted with a red box), "Back", and "Cancel".

Click **confirm** on the dialog box that pops up. Please check the details to make sure they are correct.

The screenshot shows a web browser window with the URL `nextstep.tcs.com/campus#/registrationPage`. The page header includes the TCS NextStep logo and a 'Login' link. The main content area is titled 'Verification / Personal Details' and contains a form with the following fields:

- Aadhar Number**: XXXX - XXXX - 1234
- Title**: Mr.
- Name**: First, Middle, Last
- Gender**: Male
- Mobile number**: IN 91 8208615180
- Institute name**: A And M Institute Of Computer And Technology
- Qualification**: BACHELOR OF ENGINEERING
- Year of passing (for highest qualification)**: (empty)

A light blue dialog box is overlaid on the form, containing the following text:

Dear First Last, please confirm your Email Id and Mobile number :

Your registered email id : nqt2024dummy@gmail.com

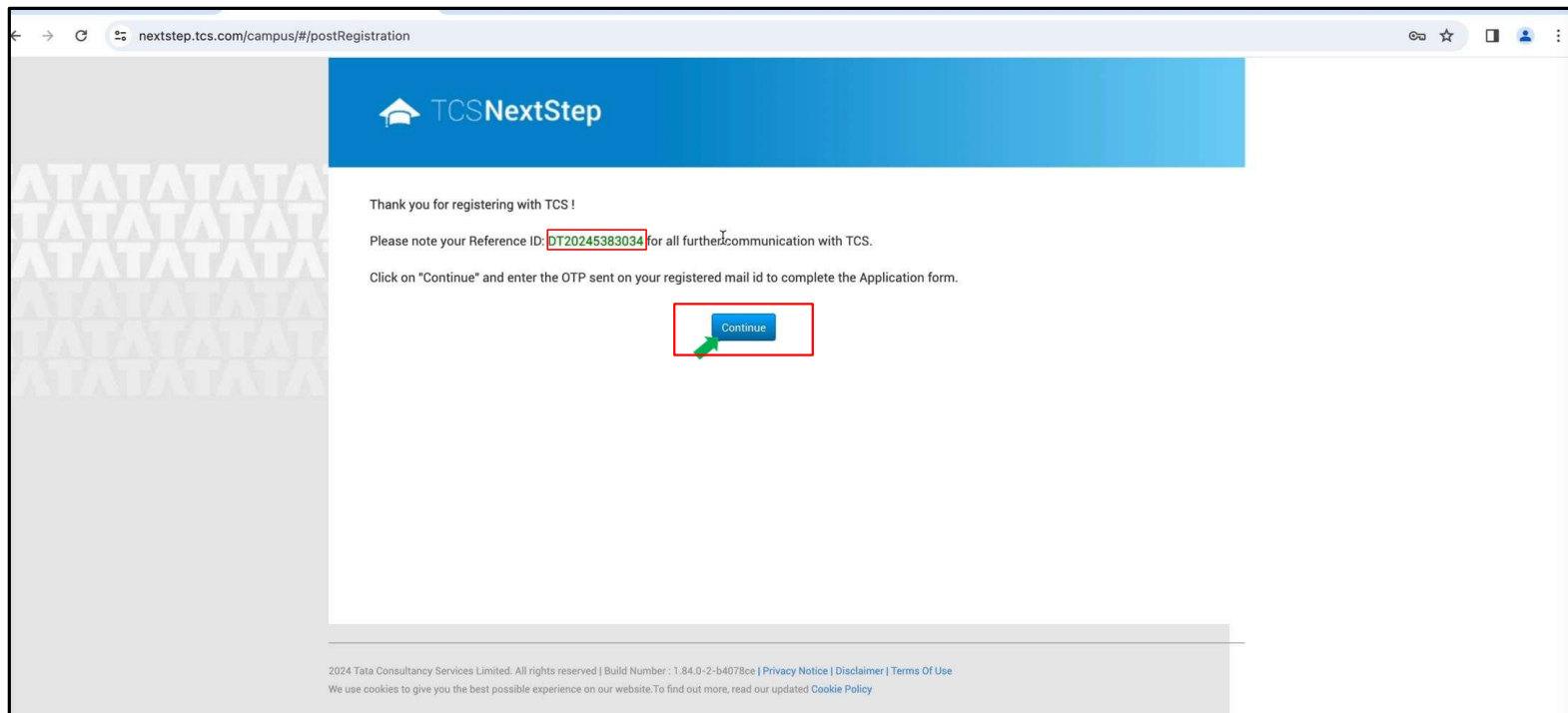
Your registered Mobile Number : 91 [REDACTED]

The dialog box has two buttons: 'Confirm' (highlighted with a red box and a green arrow) and 'Cancel'.

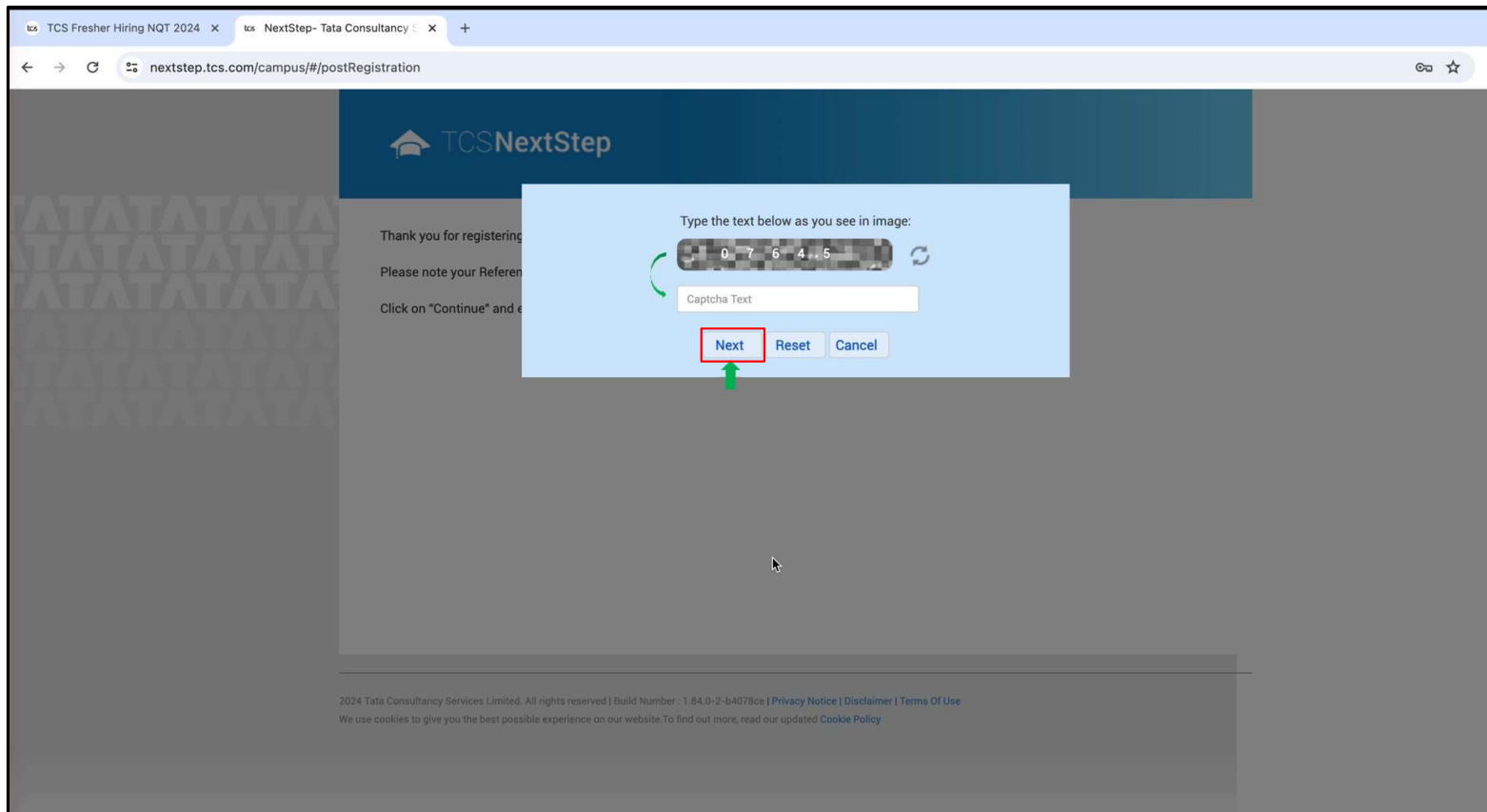
You have successfully registered with TCS! But wait! **There are still steps left in the process to submit your application.**

**Note down your Reference ID.** It will start with DT or CT, followed by a string of numbers. For Ex: DT123456778990 or CT123456778990.

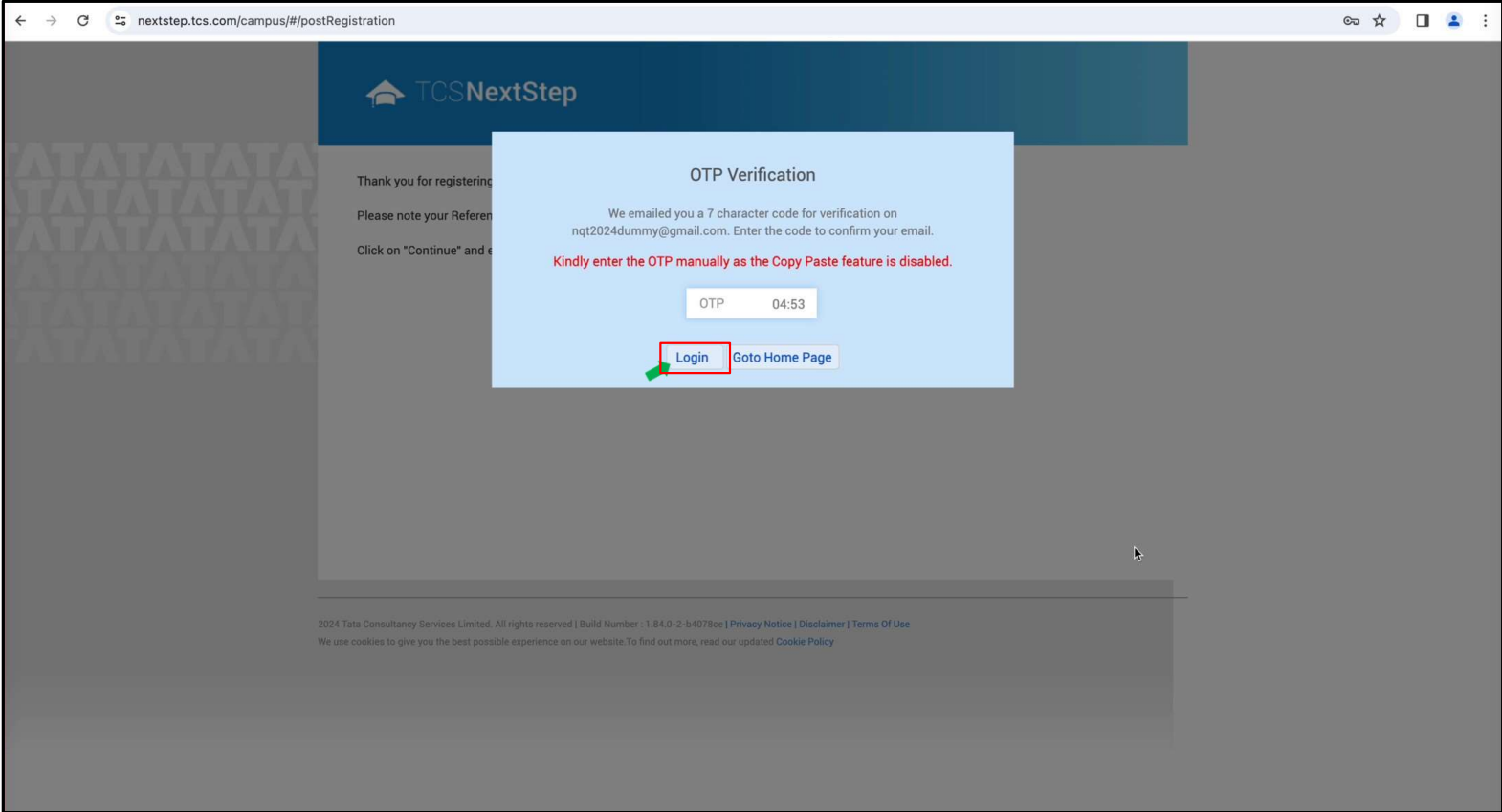
Then, hit Continue.



# Solve the **Captcha** and click **Next**



Verify the **OTP** sent to your registered email address. **This will take you to the NextStep Portal.**



On the NextStep Portal, click go to the menu on left. **Click on Application Form** (it will be the top item in the menu)

nextstep.tcs.com/campus/#/homePage

TCSNextStep

WELCOME FIRST LAST (DT20245383034)

Application Form

Campus Commune

Track My Application

How To Apply

Home Help & Support Contact Us Logout

TCS NextStep Portal

Welcome aboard on TCS NextStep portal!

TCS NextStep Portal is the first step connecting you with TCS, Asia's leading IT services Company. A single platform that addresses all your needs interactively and simplifies the communication process, this Portal will help you in your transition from being a student on campus to exploring a dynamic career path with TCS.

From keeping you updated on TCS initiatives to answering your queries and helping you explore a world of opportunities, TCS NextStep helps bridge the distance in your journey to becoming a TCSer.

So, go ahead! Explore opportunities. Experience Certainty.

2024 Tata Consultancy Services Limited. All rights reserved | Build Number : 1.84.0-2-b4078ce | [Privacy Notice](#) | [Disclaimer](#) | [Terms Of Use](#)  
We use cookies to give you the best possible experience on our website. To find out more, read our updated [Cookie Policy](#)

Read the instructions and explanations carefully.

Once you're confident that you've understood, [click on Start Filling the Form button](#).

nextstep.tcs.com/campus/#/homePage

TCSNextStep

WELCOME FIRST LAST (DT20245383034)

Home Help & Support Contact Us Logout

Application Form

Personal Details Academic and Work Experience Details Other Details Application Form Preview and Declaration

**IMPORTANT INSTRUCTIONS**

1. The form is divided into following four sections. It is mandatory to enter details in all four sections.
  - Personal Detail
  - Academic and Work Experience Details
  - Other Details
  - Form preview and declaration
2. Fields marked with "\*" in these sections are mandatory.
3. To save the details and navigate to the next field/screen, click 'Save and Continue'.
4. To submit the form, click 'Submit Application Form' in 'Form Preview and Declaration' section.
5. Please review the details properly before submitting the form to avoid errors. You can use the Application Form preview feature after filling in all the mandatory fields. In case you wish to edit any details, you can navigate to the relevant section and edit the same.
6. Click 'Save' after editing any details in the form. To submit the form with the updated details, click 'Submit Application Form'. Please note that if you do not submit the form after editing any details, the details will not be saved.

Start Filling the Form

2024 Tata Consultancy Services Limited. All rights reserved | Build Number : 1.84.0-2-b4078ce | Privacy Notice | Disclaimer | Terms Of Use  
We use cookies to give you the best possible experience on our website. To find out more, read our updated Cookie Policy

Please fill in the requested details.

Click **Save and Continue** when you're satisfied with the details you've put in.

The screenshot shows the TCS NextStep application form. The browser address bar displays 'nextstep.tcs.com/campus/#/homePage'. The page header includes the TCS NextStep logo and a welcome message: 'WELCOME FIRST LAST (DT2024583034)'. A navigation bar contains links for Home, Help & Support, Contact Us, and Logout. The main content area is titled 'Application Form' and features four tabs: Personal Details (selected), Academic and Work Experience Details, Other Details, and Application Form Preview and Declaration. The 'TCS Office' section has a dropdown menu set to 'Mumbai' with a link to 'Click here to select location of Nearest TCS Office'. The 'Personal Details' section includes fields for Name (Mr., First, Middle Name, Last), Father's Name (Mr., Second, Middle Name, Last), Date of Birth (01/01/2000), and Gender (Male). The 'Permanent Address' section includes fields for House No./Apartment Name/Block No., Road/Street/Lane, Area/Landmark, Country (India), State (Maharashtra), City (Mumbai), and Pincode (421301). A checkbox asks 'Are the Permanent and Present Address same?' with 'Yes' selected. The 'Present Address' section has identical fields to the permanent address. The 'Contact Details' section includes Email ID (ng2024dummy@gmail.com), Alternate Number, and Mobile Phone (91). A red box highlights the email ID field, and a green arrow points to the 'Save and Continue' button at the bottom left.

**Disclaimer:**  
The current details in the example image are for illustrative purposes only.  
Please fill in with details that apply to you.



This is the Academic and Work Experience details tab. Please look over the instructions carefully and once you're confident that you've understood, click on [Continue button on the left](#).

The screenshot displays the TCSNextStep application form interface. The browser address bar shows the URL `nextstep.tcs.com/campus/#/homePage`. The page header includes the TCSNextStep logo and a welcome message: "WELCOME FIRST LAST (DT20245383034)". A navigation bar contains links for Home, Help & Support, Contact Us, and Logout. The main content area is titled "Application Form" and features a progress indicator with a green checkmark. Below this, there are four tabs: "Personal Details", "Academic and Work Experience Details" (which is the active tab), "Other Details", and "Application Form Preview and Declaration". The "Academic and Work Experience Details" tab contains a list of instructions and a "Continue" button. The instructions are as follows:

**Academic Instructions :**

1. "Marks/CGPA Obtained" denotes Total Marks/CGPA secured by you in ALL\* subjects in all semesters in the first attempt.
2. "Total Marks/CGPA" denotes total of maximum marks in ALL\* subjects in all semesters in the first attempt. \*ALL implies that all subjects mentioned on the marksheet (including languages, optional subjects etc) should be taken into consideration for calculating the obtained/total marks/CGPA.
3. Marks/CGPA obtained during the normal duration of the course only will be considered to decide on the eligibility.
4. Verify your marks after entering, as it is a part of the selection criteria.
5. Please mention only your XII duration in XII Grade details . Pls do not add the XI duration in the same.

The "Continue" button is highlighted with a red box and a green arrow pointing to it.

©2024 Tata Consultancy Services Limited. All rights reserved | Build Number: 1.84.0.2.140725en | Privacy Notice | Disclaimer | Terms of Use

Fill in your institute and course details from the drop-down menus.

Click Save and Continue

nextstep.tcs.com/campus/#/homePage

TCSNextStep

WELCOME FIRST LAST (DT20245383034)

Home Help & Support Contact Us Logout

Application Form

Personal Details Academic and Work Experience Details Other Details Application Form Preview and Declaration

Instruction \*

Highest Qualification Category Details \*

Graduate \*

XII Grade Equivalent Diploma \*

X Grade \*

Any Other Qualification\*

Work Experience Details \*

Declaration \*

Institute Name \* A And M Institute Of Computer And Tec...

Highest Qualification \* BACHELOR OF ENGINEERING

Year of Passing for Highest Qualification \* 2024

Save and Continue

**Disclaimer:**  
The current details in the example image are for illustrative purposes only. Please fill in with details that apply to you.

2024 Tata Consultancy Services Limited. All rights reserved | Build Number : 1.84.0-2-b4078ee | Privacy Notice | Disclaimer | Terms Of Use

Fill in the rest of your course details.

Click Save and Continue

The screenshot shows the TCS NextStep application form interface. The browser address bar displays 'nextstep.tcs.com/campus/#/homePage'. The page header includes the TCS NextStep logo and a welcome message: 'WELCOME FIRST LAST (DT20245383034)'. A navigation bar contains links for Home, Help & Support, Contact Us, and Logout. The main content area is titled 'Application Form' and features a progress indicator with a green checkmark. Below this, there are four tabs: 'Personal Details', 'Academic and Work Experience Details', 'Other Details', and 'Application Form Preview and Declaration'. The 'Academic and Work Experience Details' tab is active, showing a form with the following fields:

- Instruction \*
- Highest Qualification Category Details \*
- Graduate \*
- XII Grade Equivalent Diploma \*
- X Grade \*
- Any Other Qualification\*
- Work Experience Details \*
- Declaration \*

The form also includes the following fields:

- Course Name: BACHELOR OF ENGINEERING
- Course Duration: 01/06/2020 to 01/06/2024
- Course Type:  Full Time  Part Time
- Institute/University: A And M Institute Of Computer And Tec...
- Specialization: COMPUTER ENGINEERING
- Grading System:  CGPA (CGPA Obtained: 7.9),  Marks (Total CGPA: 10, Equivalent %: 79.00)

At the bottom of the form, there are three buttons: 'Save', 'Save and Continue', and a green checkmark icon. The 'Save and Continue' button is highlighted with a red box and a green arrow. A disclaimer box on the right side of the form reads: 'Disclaimer: The current details in the example image are for illustrative purposes only. Please fill in with details that apply to you.'

2024 Tata Consultancy Services Limited. All rights reserved | Build Number : 1.84.0-2-b4078ce | Privacy Notice | Disclaimer | Terms Of Use

Fill in Higher Secondary/Class XII education details as requested.

Click Save and Continue

The screenshot shows the TCSNextStep application form interface. The browser address bar displays 'nextstep.tcs.com/campus/#/homePage'. The page header includes the TCSNextStep logo and a welcome message: 'WELCOME FIRST LAST (DT20245383034)'. A navigation menu contains 'Home', 'Help & Support', 'Contact Us', and 'Logout'. The main content area is titled 'Application Form' and features four tabs: 'Personal Details', 'Academic and Work Experience Details', 'Other Details', and 'Application Form Preview and Declaration'. The 'Academic and Work Experience Details' tab is active, showing a form for entering education details. The form includes a 'Save and Continue' button highlighted with a red box and a green checkmark. The form fields are as follows:

- Instruction: \* (dropdown)
- Highest Qualification Category Details: \* (dropdown)
- Graduate: \* (dropdown)
- XII Grade: \* (dropdown)
- Equivalent Diploma: \* (checkbox)
- X Grade: \* (dropdown)
- Any Other Qualification: \* (checkbox)
- Work Experience Details: \* (checkbox)
- Declaration: \* (checkbox)

Form fields and options:

- Please Select relevant course?:  XII Grade  Equivalent Diploma  Both
- Specialization: Science
- University/Institute: BAMU
- Board of Education: State Board
- Course Duration: 01/06/2019 to 01/03/2020
- Please mention only your XII duration in your XII grade details. Please do not add XI duration in the same.
- Course Type:  Full Time  Part Time
- Grading System:  CGPA  Marks
- Total Marks Obtained: 86
- Total Maximum Marks: 100
- Equivalent %: 86.00

At the bottom of the page, there is a footer: '©2024 Tata Consultancy Services Limited. All rights reserved | Build Number - 1.84.0.2-b4078ce | Privacy Notice | Disclaimer | Terms Of Use'.

**Disclaimer:**  
The current details in the example image are for illustrative purposes only. Please fill in with details that apply to you.

Fill in SSC/Class X education details as requested.

Click Save and Continue

The screenshot shows a web browser window with the URL `nextstep.tcs.com/campus/#/homePage`. The page features the TCSNextStep logo and a navigation bar with links for Home, Help & Support, Contact Us, and Logout. The main content area is titled "Application Form" and includes a progress indicator with a green checkmark. Below this, there are four tabs: "Personal Details", "Academic and Work Experience Details", "Other Details", and "Application Form Preview and Declaration". The "Academic and Work Experience Details" tab is active, displaying a form for entering SSC/Class X information. The form includes fields for Roll No. (123456), University/Institute (SB), Board of Education (State Board), and Course Duration (01/04/2017 to 01/03/2018). It also has a section for Grading System with radio buttons for CGPA and Marks (selected), and input fields for Total Marks Obtained (92) and Total Maximum Marks (100). A "Save and Continue" button is highlighted with a red box and a green arrow. A disclaimer box on the right states: "Disclaimer: The current details in the example image are for illustrative purposes only. Please fill in with details that apply to you." The footer contains the text: "© 2024 Tata Consultancy Services Limited. All rights reserved | Build Number : 1.84.0-2-b4078ce | Privacy Notice | Disclaimer | Terms Of Use".

Select the option that applies to you. [Click Save and Continue](#)

nextstep.tcs.com/campus/#/homePage

TCSNextStep

WELCOME FIRST LAST (DT20245383034)

Home Help & Support Contact Us Logout

Application Form

Personal Details Academic and Work Experience Details Other Details Application Form Preview and Declaration

Instruction \*

Highest Qualification Category Details \*

Graduate \*

XII Grade Equivalent Diploma \*

X Grade \*

Any Other Qualification\*

Work Experience Details \*

Declaration \*

Save Save and Continue

Have you done any other course?  Yes  No

Select the option that applies to you. [Click Save and Continue](#)

nextstep.tcs.com/campus/#/homePage

TCSNextStep

WELCOME FIRST LAST (DT20245383034)

Home Help & Support Contact Us Logout

Application Form

Personal Details Academic and Work Experience Details Other Details Application Form Preview and Declaration

Instruction \*

Highest Qualification Category Details \*

Graduate \*

XII Grade Equivalent Diploma \*

X Grade \*

Any Other Qualification\*

Work Experience Details \*

Declaration \*

Save Save and Continue

Experience Details

Do you have any Relevant Work Experience? \*  Yes  No

Note: Please do not mention Internships/Trainings as relevant Work Experience

2024 Tata Consultancy Services Limited. All rights reserved | Build Number: 1.84.0-2-b4078ca | Privacy Notice | Disclaimer | Terms Of Use

This is the Declarations tab. [Select all the options that apply to you.](#)

The screenshot shows a web browser window with the URL `nextstep.tcs.com/campus/#/homePage`. The page header includes the TCSNextStep logo and a welcome message: "WELCOME FIRST LAST (DT20245383034)". A navigation bar contains links for Home, Help & Support, Contact Us, and Logout. The main content area is titled "Application Form" and features four tabs: Personal Details, Academic and Work Experience Details, Other Details, and Application Form Preview and Declaration. The "Application Form Preview and Declaration" tab is active, displaying a "Declaration" section. On the left side of the form, there is a sidebar with various qualification categories: Instruction, Highest Qualification Category Details, Graduate, XII Grade Equivalent Diploma, X Grade, Any Other Qualification, Work Experience Details, and Declaration. A red box highlights the "Save and Continue" button in the sidebar. The "Declaration" section contains several questions with radio button options for "Yes" and "No":

- Do you have any break in studies?  Yes  No
- Have you done any other courses?  Yes  No
- Do you have any pending backlog currently?  Yes  No

Below these questions is a text input field with a right-pointing arrow and the instruction: "Please mention details of Academic Project(s) undertaken." The "Declaration" section also includes four statements, each with "Yes" and "No" radio button options:

- You have taken all subject marks into consideration for calculating the Obtained/Total Marks/CGPA in each of the above mentioned academic qualifications. \*
- The Marks/CGPA Obtained\* entered by you for each of the above mentioned academic qualifications has been secured in the first attempt. \*
- You have considered only the Marks/CGPA obtained during the normal duration of the course for calculating Obtained/Total Marks/CGPA. \*
- You have completed each of the above mentioned academic courses in the stipulated time as specified by your University/Institute and as per TCSL selection guidelines and do not have any extended education. \*
- You have declared break in studies/work experience and pending backlogs, if any, during your academics. \*

At the bottom of the page, there is a footer with the text: "©2024 Tata Consultancy Services Limited. All rights reserved | Build Number : 1.84.0.2-54078ce | Privacy Notice | Disclaimer | Terms Of Use".



Select all the options that apply to you.

Click the **I agree checkbox**, if you agree when done, and then hit **Save and Continue**

The screenshot shows the TCS NextStep application form. The page header includes the TCS NextStep logo and a welcome message. The navigation bar contains links for Home, Help & Support, Contact Us, and Logout. The main content area is titled 'Application Form' and features a progress bar with four steps: Personal Details, Academic and Work Experience Details, Other Details, and Application Form Preview and Declaration. The 'Declaration' section contains several statements with radio button options for 'Yes' and 'No'. A red box highlights the 'I agree' checkbox at the bottom of the form, which is currently checked. The 'Save and Continue' button is also visible.

Application Form

Personal Details Academic and Work Experience Details Other Details Application Form Preview and Declaration

Instruction \*

Highest Qualification Category Details \*

Graduate \*

XII Grade Equivalent Diploma \*

X Grade \*

Any Other Qualification \*

Work Experience Details \*

Declaration \*

Save Save and Continue

Declaration

You have taken all subject marks into consideration for calculating the Obtained/Total Marks/CGPA in each of the above mentioned academic qualifications. \*

The Marks/CGPA Obtained\* entered by you for each of the above mentioned academic qualifications has been secured in the first attempt. \*

You have considered only the Marks/CGPA obtained during the normal duration of the course for calculating Obtained/Total Marks/CGPA. \*

You have completed each of the above mentioned academic courses in the stipulated time as specified by your University/Institute and as per TCSL selection guideline and do not have any extended education. \*

You have declared break in studies/work experience and pending backlogs, if any, during your academics. \*

You have not attended the TCSL Selection Process in the last 6 months. \*

You have read the TCSL eligibility criteria and understand that your candidature/application/offer/onboarding is subject to fulfillment of the specified criteria. \*

I FIRST LAST solemnly declare that the information in this form is truly stated and correct and I am competent to furnish as well as verify it with adequate details whenever requested for by TCSL.

I agree

**Disclaimer:**  
The current details in the example image are for illustrative purposes only. Please fill in with details that apply to you.

This is the Other Details tab. Please fill in details as they apply to you.  
Once done, hit [Save and Continue](#).

The screenshot shows the 'Other Details' tab of the TCSNextStep application form. The page header includes the TCSNextStep logo and a welcome message. The navigation bar contains links for Home, Help & Support, Contact Us, and Logout. The application form progress bar shows four steps: Personal Details, Academic and Work Experience Details, Other Details (current), and Application Form Preview and Declaration. The 'Other Details' section includes a 'Nationality' field with 'India' selected, a 'Languages Known' table, and a 'Languages Certifications' table. A red box highlights the 'Save and Continue' button.

Application Form

Personal Details Academic and Work Experience Details **Other Details** Application Form Preview and Declaration

Nationality and Languages Known \*  
Achievements/Scholarship and certifications  
Upload Photo/CV \*

Save Save and Continue

Nationality  
Nationality \* India

Languages Known \*  
In addition to the native languages, you can also select Foreign languages known if applicable.

<input checked="" type="checkbox"/>	Language	Speak	Read	Write	Mother Tongue
<input type="checkbox"/>	English	Yes	Yes	Yes	No
<input checked="" type="checkbox"/>	Hindi	<input checked="" type="checkbox"/>	<input checked="" type="checkbox"/>	<input checked="" type="checkbox"/>	<input checked="" type="checkbox"/>

Add New row Delete row

Please ensure that you select only one Mother Tongue. If you select more than one then last selected will be considered as your Mother Tongue

If you have any language certifications(including English), please select the certifications from below list

<input type="checkbox"/>	Language	Language Certifications	Stayed in a country where
--------------------------	----------	-------------------------	---------------------------

2024 Tata Consultancy Services Limited. All rights reserved | Build Number : 1.84.0-2-b4078ce | Privacy Notice | Disclaimer | Terms Of Use

Input any additional certification details. [Click Add New Certifications button](#) to add each certification. Click Save and Continue when done

The screenshot displays the TCSNextStep application form interface. The browser address bar shows the URL `nextstep.tcs.com/campus/#/homePage`. The page header includes the TCSNextStep logo and a welcome message: "WELCOME FIRST LAST (DT20245383034)". A navigation bar contains links for Home, Help & Support, Contact Us, and Logout. The main content area is titled "Application Form" and features four tabs: Personal Details, Academic and Work Experience Details, Other Details, and Application Form Preview and Declaration. The "Personal Details" tab is active, showing fields for "Nationality and Languages Known", "Achievements/Scholarship and certifications", and "Upload Photo/CV". A "Save and Continue" button is highlighted with a red box and a green arrow. The "Achievements" section includes a text input field and a "Certification Details" section with a "Certification Name" input field, an "Add New Certification" button, and a "Delete Certification" button. The footer contains the text: "2024 Tata Consultancy Services Limited. All rights reserved | Build Number : 1.84.0-2-b4078ce | Privacy Notice | Disclaimer | Terms Of Use".

This is the [Smart Card details tab](#). This will be used to make your Company Smart Card if and when you're joining us on professional capacity.

Read the instructions carefully and fill in your details and [upload your photo and CV](#).

The screenshot shows a web browser window with the URL `nextstep.tcs.com/campus/#/homePage`. The page header features the TCS NextStep logo and a welcome message: "WELCOME FIRST LAST (DT20245391877)". A navigation bar includes links for Home, Help & Support, Contact Us, and Logout. The main content area is titled "Application Form" and contains four tabs: "Personal Details", "Academic and Work Experience Details", "Other Details", and "Application Form Preview and Declaration". The "Personal Details" tab is active and contains the following fields and instructions:

- Fields for "Nationality and Languages Known", "Achievements/Scholarship and certifications", and "Upload Photo/CV".
- Buttons for "Save" and "Save and Continue" (highlighted with a red box).
- Text: "and displayed to you."
- Text: "Please provide the below details carefully as they will be printed on your TCS identity card if you get selected to TCS."
- Form fields for "Name" (split into "First" and "Last", both with "Max 20 characters" limit) and "Blood Group" (with "B+" selected).
- Section "Upload Photo" with a "Browse & Upload" button.
- Section "Upload CV" with a "Browse & Upload" button.

At the bottom of the page, the footer text reads: "2024 Tata Consultancy Services Limited. All rights reserved | Build Number : 1.84.0-2-b4078ce | Privacy Notice | Disclaimer | Terms Of Use".

This is the **Preview and Submit tab**. Please select the options that apply to you. Click **“Application Form Preview”** to review your application form. Read the terms and conditions carefully. Once satisfied, click on the **I Agree checkbox** and fill in the Place. Then **click Submit Application Form**.

The screenshot shows the TCS NextStep application form interface. The page is titled "Application Form Preview and Declaration" and is part of a multi-step process. The steps are: Personal Details, Academic and Work Experience Details, Other Details, and Application Form Preview and Declaration. The "Application Form Preview and Declaration" step is currently active.

**Security Details**

(i) Are you involved in any pending and / or closed Civil / Criminal / case / proceedings / charges / enquiry prior to joining TCS. •  Yes  No

(ii) Are you involved in any pending and / or closed Disciplinary / malpractices and / or any other charges / proceedings / enquiry / case pending against me in any University or any other educational authority / institution prior to joining TCS. •  Yes  No

**Note:** \*If the answer to any of the above mentioned question is YES give full particulars of the case / arrest / detention / fine / conviction / sentence / punishment etc. and / or the nature of the case pending in the Court / University / Educational authority etc. at the time of filing this form.\*

**Application Form Preview**

Click on Application Form Preview link to view Application form filled by you.  
Please note that you can preview the form only after filling up all the mandatory fields in the form.  
Kindly confirm your details, as details entered by you would be considered for your final evaluation.  
You can edit any information(except name, email-id, gender, date of birth and mother's maiden name) by navigating to respective section before final submission of Application Form.

**Declaration**

Have you appeared for TCS Tests/Interviews earlier? If yes kindly furnish details (i.e date/place/position applied for and final result):  Yes  No

**TCS Terms and Conditions**

In connection with my application to render services to Tata Consultancy Services Ltd (the "Company"), I hereby agree as follows: I certify that the information furnished in this form as well as in all other forms filed-in by me in conjunction with my traineeship is factually correct and subject to verification by TCS including Reference Check and Background Verification.  
I accept that an appointment given to me on this basis can be revoked and/ or terminated without any notice at any time in future if any information has been found to be false, misleading, deliberately omitted/ suppressed.

**I agree**

Date: 04/04/2024 Place: \_\_\_\_\_

**Submit Application Form**

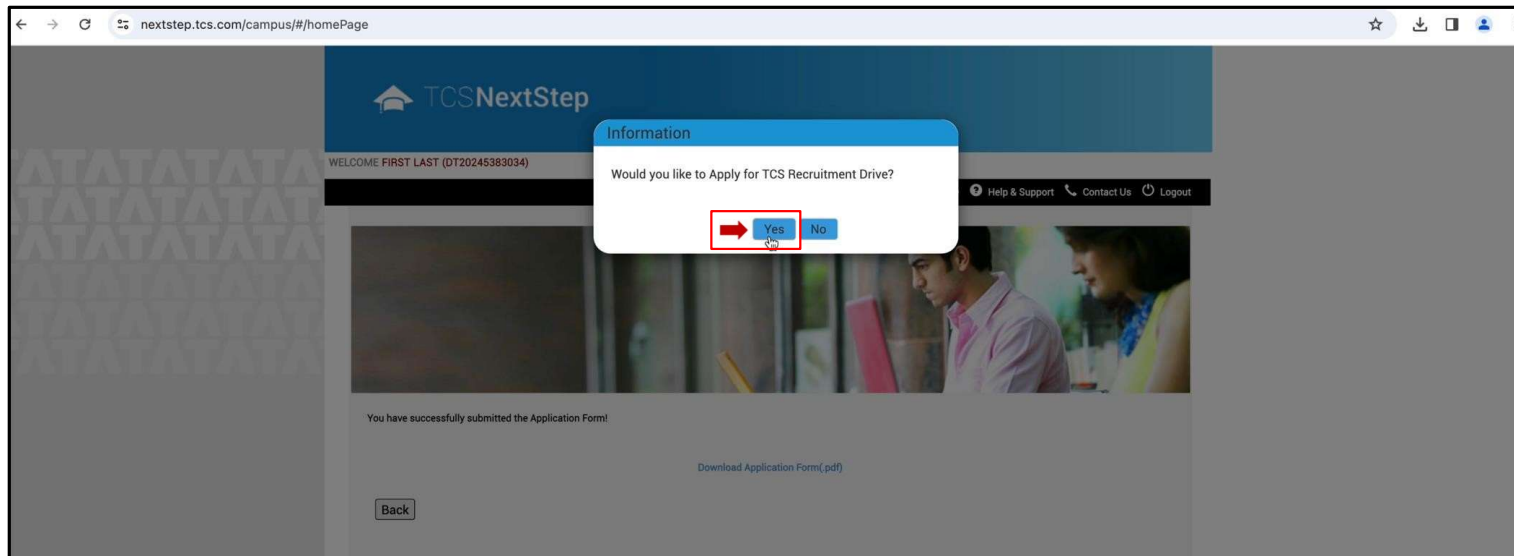
TCS is an equal opportunity employer that aims to integrate global diversity and inclusion at each level within our organization. Hiring decisions are solely made on the capability of an individual to perform a role. Any personal details like gender, age and nationality that may be provided by you during the course of application or selection process will be used for administrative records and all qualified applicants will receive consideration for employment without regard to this information.

**Congratulations!**

**You have successfully submitted your application form with us!**

**There's just one step left for you to maximize your chances for an amazing career.**

**Click yes on the dialog box that pops up asking if you'd like to apply for a TCS Recruitment Drive.**



Select the **nearest test centre** from the list and your **top 3 preferences** for a job location.

Click **Apply** when done

The screenshot shows a web browser window with the URL `nextstep.tcs.com/campus/#/homePage`. The page features a blue header with the TCS NextStep logo and a navigation menu with links for Home, Help & Support, Contact Us, and Logout. The main content area is titled "Apply For TCS Recruitment Drive" and includes a disclaimer and a form for selecting a nearest test centre and three preferred job locations. The "Apply" button is highlighted with a red box and a green arrow.

nextstep.tcs.com/campus/#/homePage

TCS NextStep

WELCOME FIRST LAST (DT20245383034)

Home Help & Support Contact Us Logout

### Apply For TCS Recruitment Drive

TCS NQT FY 2024

**Disclaimer:**  
In TCSL, we believe that flexibility to work from any location is imperative not only to meet our global business but also for overall development of our employees.

If offered, the organization will consider your selection of preferred job locations, however the final decision of job location will reside with TCSL and will depend on the organization's need to service a business requirement.

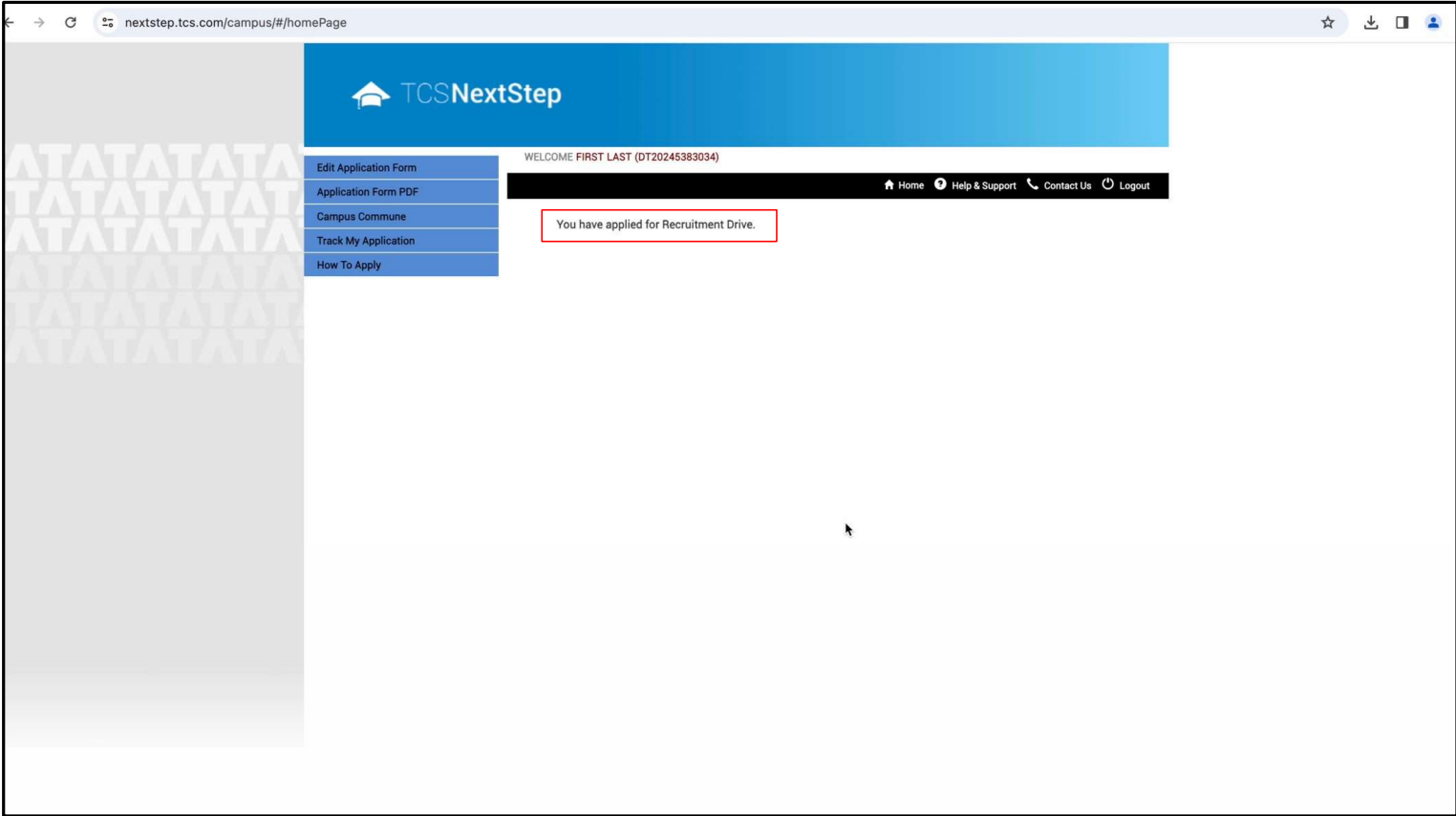
Nearest Test Centre \*  [Click here to select nearest Test Centre](#)

Preferred Job Location 1\*

Preferred Job Location 2\*

Preferred Job Location 3\*

You're all set to leap into a future forward opportunity. We wish you the very best for your future.





**All the best!!**